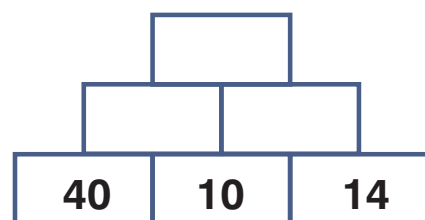
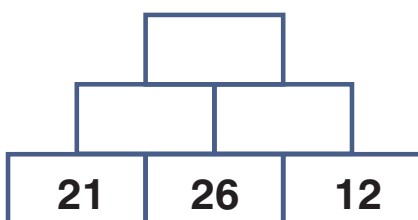
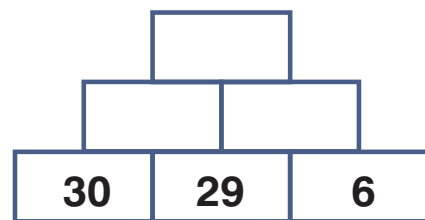
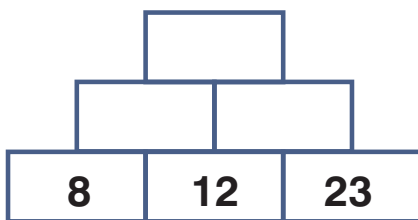
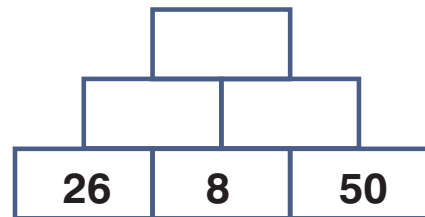
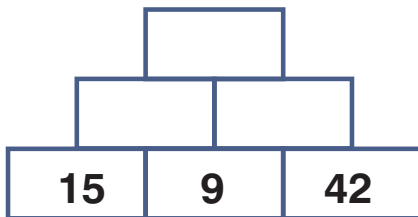
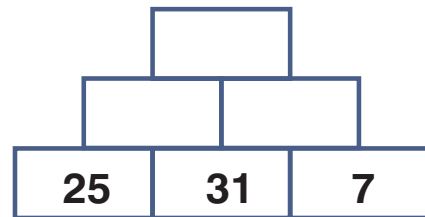
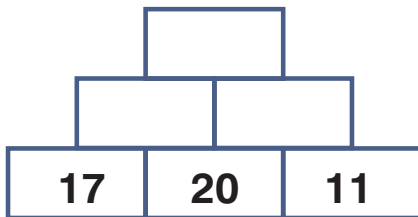
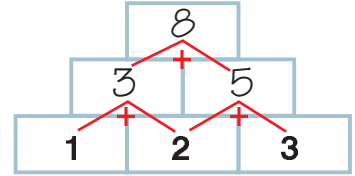


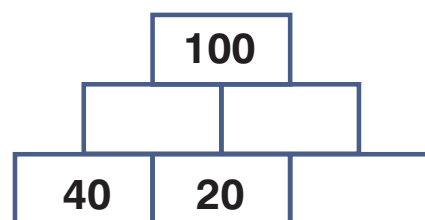
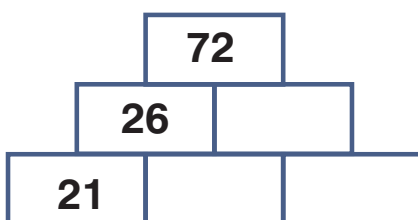
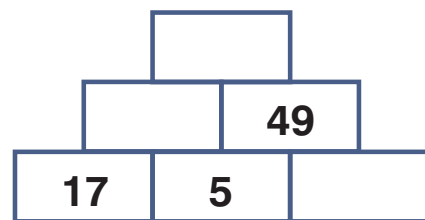
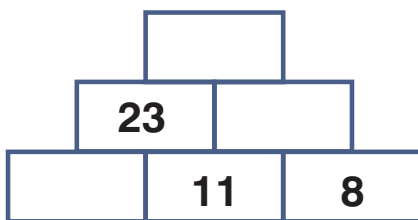
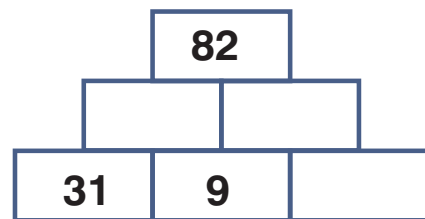
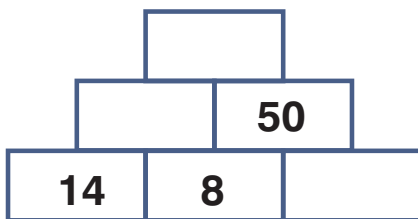
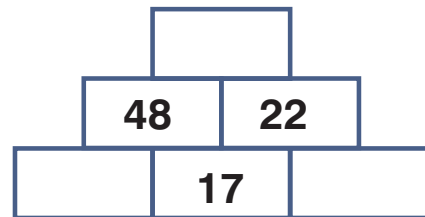
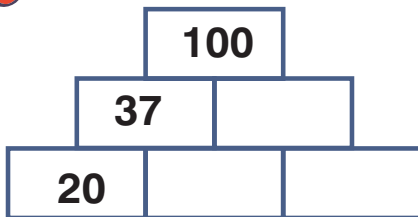
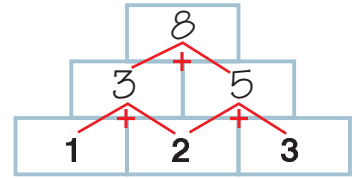
Zahlenmauern - Addition ZR 100

Rechne die nebeneinander liegenden Kästchen zusammen.
Schreibe das Ergebnis in das Kästchen darüber.



Zahlenmauern - Addition ZR 100

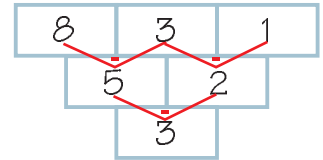
Fülle die Lücken in den Mauern so, dass die Zahlen in den beiden unteren Kästchen zusammen die Zahl darüber ergeben.



Zahlenmauern - Subtraktion ZR 100

Löse die Aufgaben!

Der jeweils rechte Stein muss vom linken Stein abgezogen werden.
Das Ergebnis kommt in den Stein darunter.



-

45	12	8
-		
-		



-

68	35	9
-		
-		

-

70	35	7
-		
-		



-

65	21	14
-		
-		

-

38	12	9
-		
-		

-

75	44	21
-		
-		

-

57	31	17
-		
-		

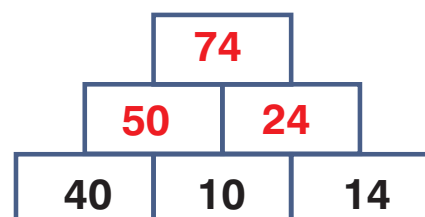
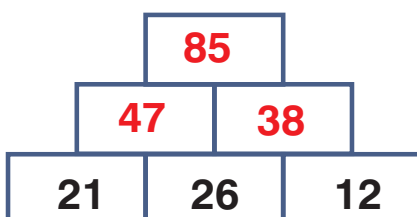
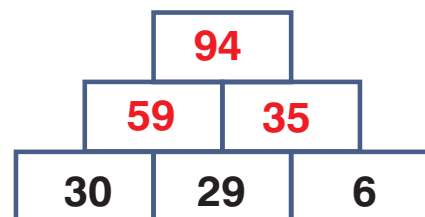
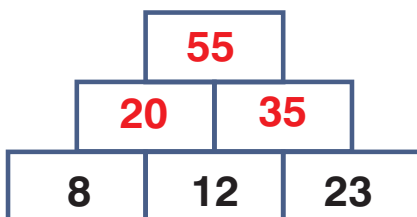
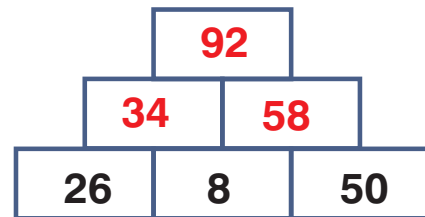
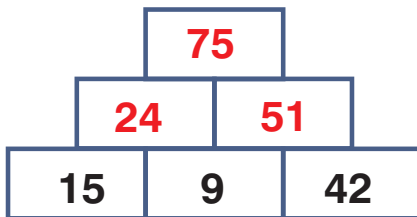
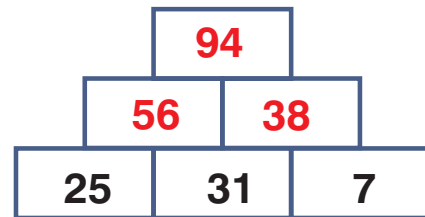
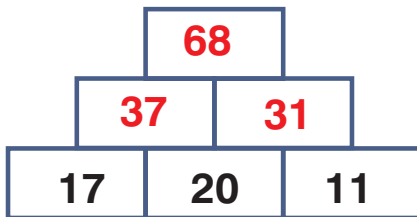
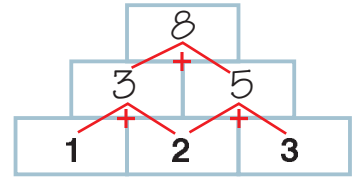


-

93	51	20
-		
-		

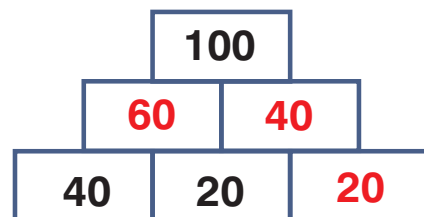
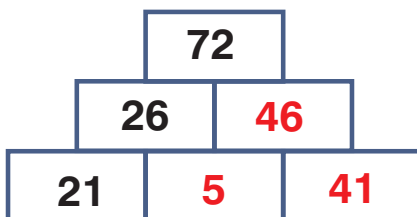
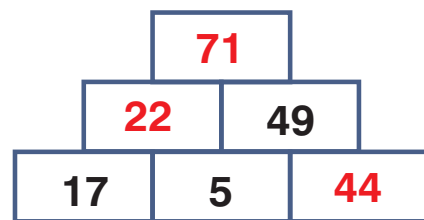
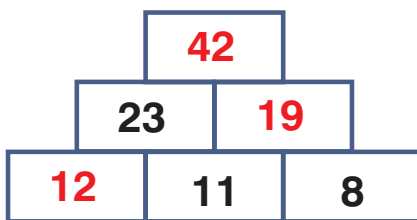
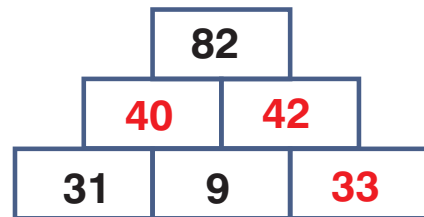
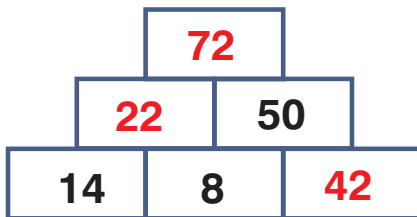
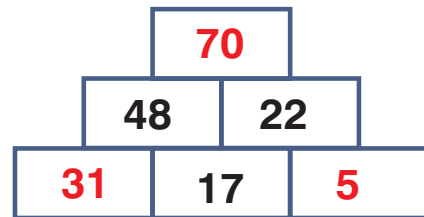
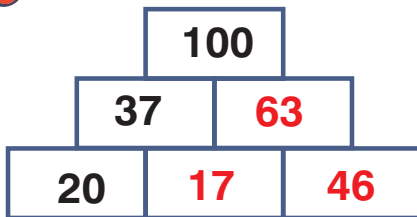
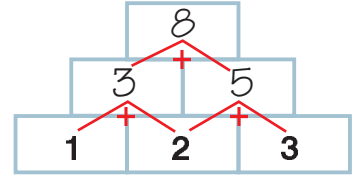
Zahlenmauern - Addition ZR 100

Rechne die nebeneinander liegenden Kästchen zusammen.
Schreibe das Ergebnis in das Kästchen darüber.



Zahlenmauern - Addition ZR 100

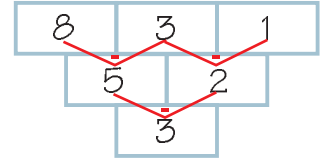
Fülle die Lücken in den Mauern so, dass die Zahlen in den beiden unteren Kästchen zusammen die Zahl darüber ergeben.



Zahlenmauern - Subtraktion ZR 100

Löse die Aufgaben!

Der jeweils rechte Stein muss vom linken Stein abgezogen werden.
Das Ergebnis kommt in den Stein darunter.



-

45	12	8
-	33	4
	29	



-

68	35	9
-	33	26
	7	

-

70	35	7
-	35	28
	7	



-

65	21	14
-	44	7
	37	

-

38	12	9
-	26	3
	23	

-

75	44	21
-	31	23
	8	

-

57	31	17
-	26	14
	12	



-

93	51	20
-	42	31
	11	